


FAAINDIA's
3rd E-Championship 2022
Rules and Regulations

General Rules

A. Equipment :

1. Any kind of bow, having two flexible limbs, except a crossbow or using a bow with incorporating a Electronic mechanical drawing device .



(Allowed)

(Not Allowed)

2. The archer shall support both the mass weight and the holding weight of the bow without any assistance from any external aid, other than those defined in the relevant styles.



3. The archer will be responsible to use and maintain his/her equipment in compliance with the warranty regulations of the manufacturer of each specific type of equipment he/she uses.

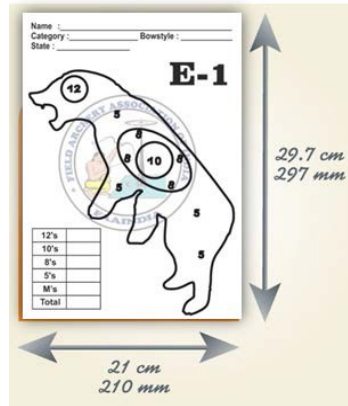
B. Tournament Officials:

1. Tournament Official such as Shooting director, Technical control officer, judge etc. should be appointed.
2. The archer and the shooting captain shall keep an accurate account of score at target , maintain a running total and compare these at every end with your scorecard.

C. Tournament Rule :

1. Standard Unit

A Standard Unit shall consist of 6 ends of 5 arrows per end. For Seniors & Veteran will be 15 Mtrs, Juniors U19 years 12 Mtrs distance, Under 17 years 10mtrs Distance under 14 years 8 Mtrs Distance, Cubs U10 years will shoot at a distance of 6 Mtrs. **In competition archer will shoot on A4 print target face for 30 arrows.**



2. Time Duration:

There will be 3 minutes time to shoot 5 arrows in each End, There will be total 6 Ends of 5 Arrows. After Completing each End archer has 3 minutes time to take a video, Selfie with arrow and photo of his scoring and post it in his local WhatsApp Chat-Group with a comment underneath (which includes Archer name, State, Category, Bowstyle, Target Face No., Color Code and the End Score) so that the RANGE CAPTAIN is notified. Arrows removing, Cover marks (i.e. E1-E6), color code writing and target faces changing as per instructed by tournament director will be done by archer in given 3 minutes time only. for End 2nd to 6th same shooting procedure (as round 1) will be follow by archer.



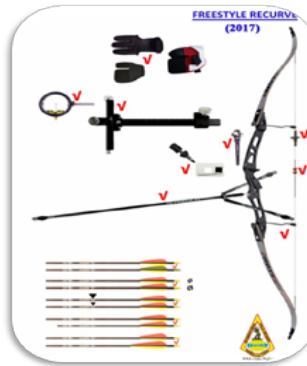
3. Age Category & Distances:

Under 10 boys & girls	–	6 meters
Under 14 boys & girls	–	8 meters
Under 17 boys & girls	–	10 meters
Under 19 boys & girls	–	12 meters
Seniors men & women	–	15 meters
Veteran men & women	–	15 meters

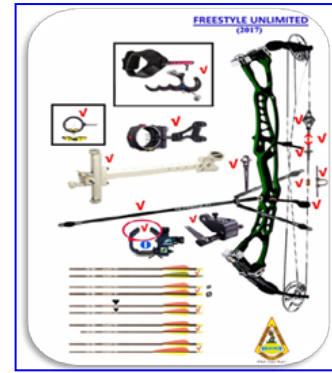
4. Bow Styles :



Bamboo Wooden bow



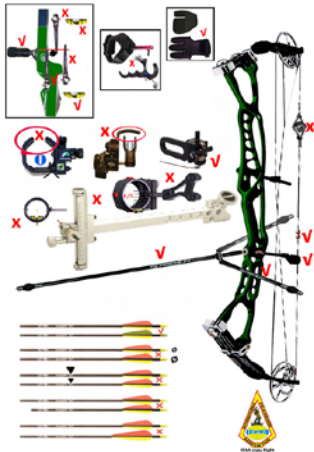
Freestyle Recurve



Freestyle Unlimited Compound

Bare Bow

Note : All the participant of bare bow wooden, bare bow recurve and barebow compound can participate under one bow style i.e. Barebow Bowstyle.



5. **General Tournament Rule :**

- a) All bows and Equipment should be according to the bow style of registration as registered. No wooden bow equipments will be use on a recurve bow or compound bow, or the compound and recurve bow archers will not use the wooden bow equipments. Finding such will be barred from the competition. It is the responsibility of archer to maintain the equipment within the specified FAAI rules. Failure to do so may result in a protest by another archer which may result in disqualification.
- b) Archers must shoot for the full duration of a Tournament as laid down in the Tournament specifications. Any scores made by an archer who does not complete the Tournament will not be taken into consideration for any awards.

6. **Shooting Positions & Shooting Rules**

- a) A shooting line shall be drawn by an archer which he/she shall stand so that one foot is on either side of the shooting line measuring the distance and keeping the measure tape stick to the ground for the full duration of the competition.

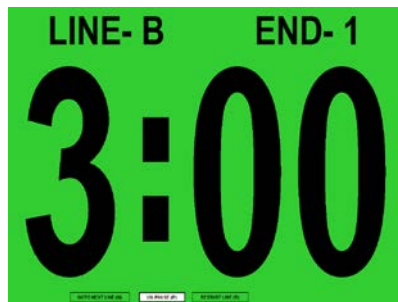


(View in zoom meeting camera)



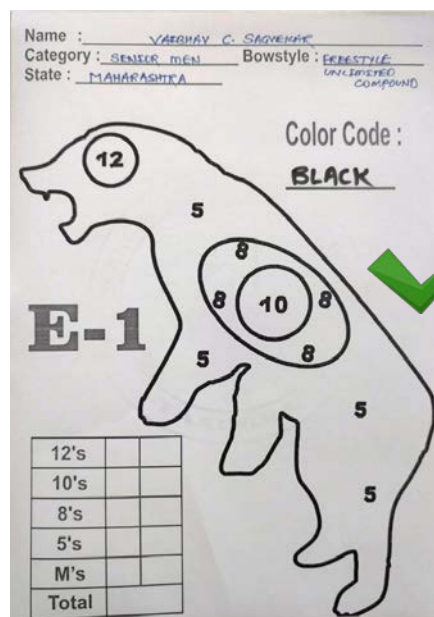
(Placement of zoom meeting cameras)

b) The time limit per end shall be **3** minutes.

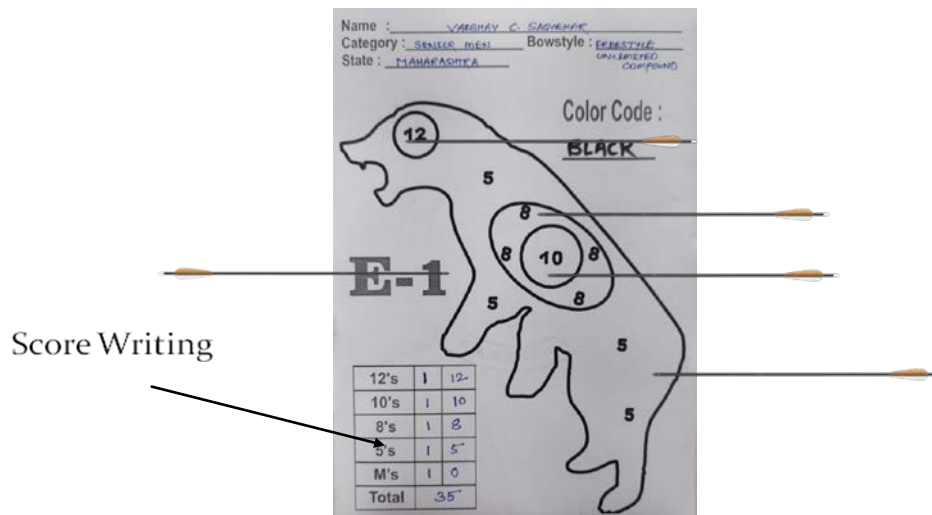


c) All other shooting rules shall apply as listed under FAAI E-tournament rules.

d) Before shooting, the archer has to place the target face marked as per End Suggested by tournament director along with color code and event detail written on it with marker (target face will change every end) on their backstop.



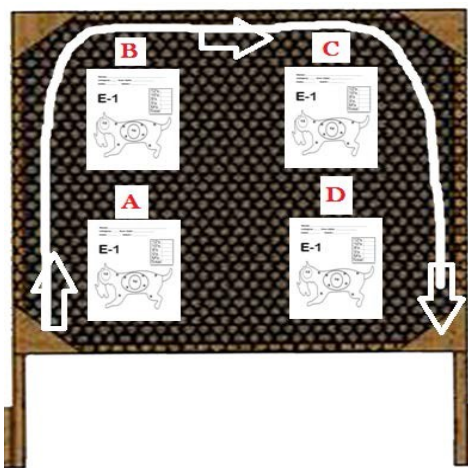
- e) The image with the scoring area is only counted as score, rest of the target face paper will be known as miss . Arrow must cut higher scoring are to score the higher value.



- f) In the event of equipment failure the archer shall inform the Shoot Director after the end is completed. The archer will thereafter have 15 minutes of repair time without holding up the tournament. After resolving the problem (either the repair of the failed equipment or the use of other equipment, which has passed the bow inspection) the archer shall be allowed to shoot the missed arrows after the final end of that Round, with a maximum of 3 ends (15 arrows). An archer will only be allowed one equipment failure per Round i.e. 6 ends of 5 arrows.

- g) no. of archer shooting on one target will be 4. **It is only applicable for if there are more than 1 archer**

- h) placement of target face will be detail A, B, C, D making reverse U. **It is only applicable for if there are more than 1 archer**



- i) archer standing position and shooting sequence as per standing. **(It is only applicable for if there are more than 1 archer)**

7. Scoring Rules:

- a) If an archer shoots more than five arrows in an end, then only the five arrows of the lower value may be scored. Only 5 arrows are allowed in your quiver.
- b) An arrow hitting another within the target and remaining embedded in that arrow shall have the same scoring value as that arrow. Arrows being deflected by other arrows shall be scored by their position.
- c) Where there is no line the arrow must cut the higher scoring area to score the higher value. The position of the shaft on the surface of the target determines the score.
- d) An arrow shot before shooting whistle and after stop whistle will count as miss.
- e) If arrow is on the line cut area then highest scoring area will be count as scoring point.
- f) In the event of a tie for any award a tie break will be held in the manner described in the tournament rules. A tie break shall be shot after the scores have been verified by the tournament score keeper and shall be shot under supervision
- g) score system will be minimum 12 points per arrow and maximum 60 points per End.
- h) It is also recommended to print the targets on heavy paper or cardboard. If this is not possible, the is recommended to glue or fix the printouts on cardboard. This is especially necessary where backstop is already very worn.**

Award & Winner :

1. All archer will awarded with E-participation certificate.
2. Winner will be the highest scorer of the particular event.
3. for merit certificate will be awarded as follow
 - a. if there 5 participant, 1st , 2nd and 3rd place archers will be awarded with merit certificates.
 - b. if there 3 participant 1st , 2nd place archer will be awarded with merit certificates.
 - c. if there 2 participant only 1st place archer will be awarded with merit certificates.
 - d. if there 1 participant 1st place archer will be awarded with merit certificates

Information send by Archers On Whats App Group

1. All Archer will send the scoring proof in 4 formats (i.e. video, scoring photo, selfie photo, and detail underneath all the proof.)
 - a) **Video proof:** All archers should send video proof of scoring from shooting line till score writing to their what's app chat group. archer should record video which starts by showing shooting line with distance tape stick on it. then he/ she should start walking towards the target and face the video camera toward the target face he/she had shot and. After reaching the target archer will first show the position of every arrow he/she had shot on target and write the score on the target face. After writing his/her final score on the target archer can stop the video by showing his/her arrow position and final score written on the target face
 - b) **Photo Proof:** After video recording, Archer should take photo proof of that end score written on the target's face without removing arrows. the photo proof should include a clear picture of his/her arrow position and the whole target face with the final score written on it.
 - c) **Selfie with target:** After taking the final score photo archer should take a selfie with the target's face without removing the arrow. the selfie photo proof should include a selfie with he/she with a clear picture of the arrows position and the whole target face with the final score written on it (**Note: before taking a selfie archer should change the selfie camera setting from mirror mode to normal mode or that proof will not be counted for scoring and the archer may lose his score for that end**).
 - d) **Detail Underneath All Proof:** After taking all 3 media proofs archer should select each proof one by one and send it to whats app chat group by writing information underneath (Archer name, State, Category, Bow style, Colour Code, End No, End Score) of each video of scoring from shooting line till score writing, photo of target face along with arrows and selfie with target face after scoring.
2. All Photos and video proof should be sent before the next end start along with information underneath (Archer name, State, Category, Bow style, Colour Code, End No, End Score) or that End score will count as a miss.
3. Mirror selfie , Blur image, target face photo without an arrow or score written on it and Incomplete video, etc. will not be count for scoring.
4. **All Archer should use thick Blue / Black marker to write down the detail and score on target face**

Information send on whats app group count for scoring

Proof 1 : Video

Click on below mentioned link fro video proof sample :

<https://youtube.com/shorts/hLDaF8Vew0M?feature=share>



Proof 2 : Target Face photo

with Arrow and Score Written

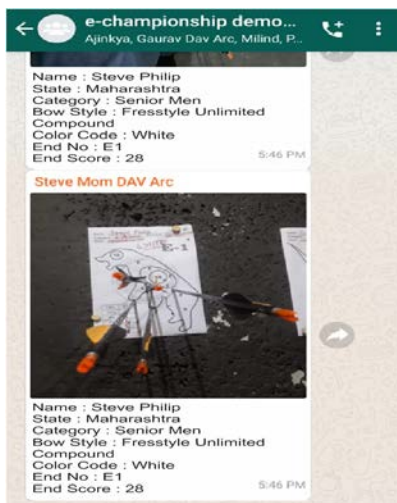


Proof 3 : Selfie with Target Face

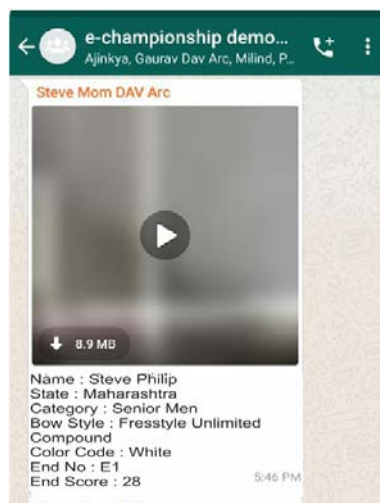
with Arrow and Score Written

Information underneath photos and video

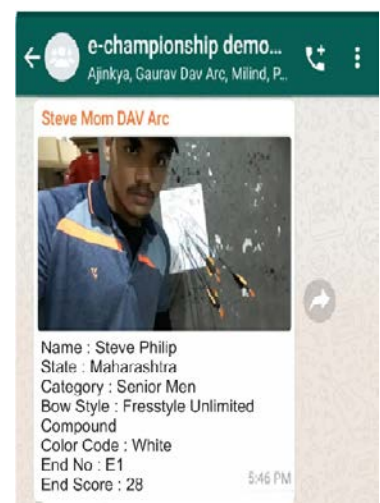
1. It's compulsory to send photos and video along with scoring information mention in below format in what's app group before next End starts or the score will count as zero



**INFO. UNDER
TARGET FACE**



**INFO. UNDER
VIDEO**



**INFO. UNDER
SELFIE Photo**

- All Archer will maintain their running total in the E championship score sheet provided with target face through the mail after registration and send a photo of the written score sheet at the end of the competition on what's app chat group along with total score detail underneath the photo

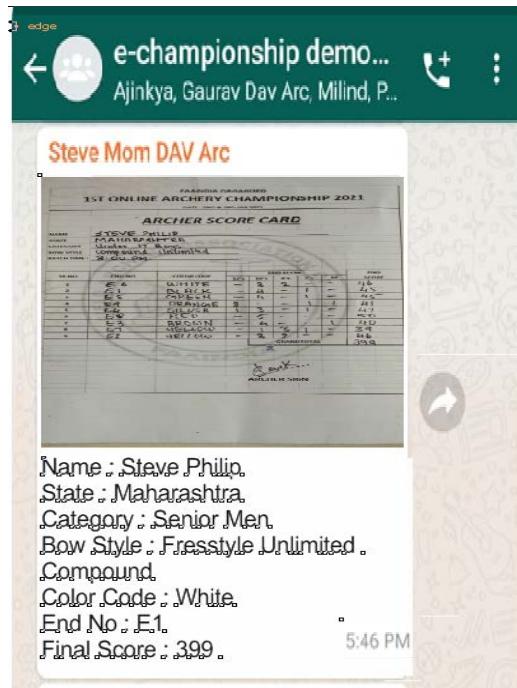



Photo proof send on whats app group
count as miss point



**Mirror Image Selfie
(inverted target face)**



**Target face image without score
written on it**



Score Information without arrows



Blur image of target face

Video proof send on whats app group count as miss point

Click on below mentioned links to watch sample video:

1. <https://drive.google.com/file/d/1xcFRwRWFYC7GuKFfM4gtf2AS7dvgbzZK/view?usp=sharing>
2. <https://drive.google.com/file/d/1k8E6bDP1GDP39ZbJmmXxE-PpV73-ZwjP/view?usp=sharing>
3. <https://drive.google.com/file/d/1eNbCPMonUF9vHTkb-o0uUPdKUo9TLs2n/view?usp=sharing>
4. <https://drive.google.com/file/d/1N-0yRXyA2gsocq1zgnUs7zvbKcapnYS/view?usp=sharing>

FIELD ARCHERY ASSOCIATION OF INDIA

BASIC CODE OF CONDUCT FOR COMPETITORS

1. Each archer registers in the appropriate category and contacts the Incharge of his state to be included in the **Zoom Meet video call and whatsapp** Chat-Group to clarify his score and any ambiguities.
2. An archer has to report half n before 8.30 am, the Incharge gives the "starting shot" of the tournament via the Zoom Meet video call and the score for every end has to be given to the appointed scorer and judge through whatsapp Chat-Group, for the archers who are in his ground. **THE ARCHER THAT DOES NOT START IN TIME T 9:00 AM CANNOT PARTICIPATE.**
3. At 9 a.m., the Incharge gives the "starting shot" of the tournament via the Zoom Meet video call and the score for every end has to be given to the appointed scorer and judge through whatsapp Chat-Group, for the archers who are in his ground.
4. This tournament is conducted in accordance with the Rules of the Field Archery Association of India [FAAI] E- championship, the Rules and Regulations of the tournament organizers and local law, health and safety regulations. It is the sole responsibility of the individual to be informed about the above Rules and Regulations as well as local laws and regulations. Entry by a competitor to the shooting range(s) and associated areas shall be deemed to constitute unqualified acceptance of all of these rules and regulations.
5. It is unacceptable to make any remarks of a racist or sexist nature.

6. All archers are asked to set up a range where they have a proper internet connection. If due to any reason zoom meeting has stopped by the archer while the event is going on or he/she is not able to connect again then that end will be counted as a miss.
7. All archers are asked to set up an indoor range or in shades so the shooting won't stop due to bad weather conditions or that end will be counted as a miss.
8. Any archer will not quit the zoom meeting until the tournament director has given instruction to end the zoom meeting or that end will not be counted.
9. All persons are asked, in the interests of public safety and good order, to comply with all instructions issued by the E- championship rules, all responsibility of shooting in Indoor /Outdoor belong to the archer. the archer has to take care that there is no tress passes while the shooting is in progress.

At the end of each End archer will take a video, photo of the Arrow position with the whole target face after writing the score, a Selfie with the target face after writing the score along with the arrow position and post it on his local WhatsApp Chat-Group with a comment underneath (which includes Archer name, State, Category, Bow style, Target Face No., Color Code and the End Score). It is compulsory to send all 4 proofs in the mentioned format in the whatsapp chat group or that score will not be counted.

10. It's Archer's Duty to check each end final score sent by the scorer after verifying all four proof. If the archer has any doubt regarding the score sent by the scorer then he /she can appeal to the protest committee by texting the protest form to the group along with protest fees Rs. 2000. Decision given by the Protest committee will be the final decision.
11. All Archer will maintain his/her running total of each end in the scorecard and send it to his/ her what's app chat group at the end of the tournament.
12. If any Cheating found at the time of competitions 3 years Suspension from FAAI and no other competition will be allowed in FAAI.
13. All ambiguities can then be clarified by the RANGER before forwarding them to FAAIndia.

E championship Demo Video

Click on below mentioned links

<https://www.youtube.com/watch?v=wsuphxxg0fAY&t=50s>

FOR FAAI EXECUTIVE
FIELD ARCHERY ASSOCIATION OF INDIA
PROTEST FORM

Event: _____ Date: _____

Range & Target number: _____

Name of Protestor: _____

State Archery Association: _____

Shooting number at this event: _____

FAAI shooting, equipment or sanctioned event rule(s) alleged to have been breached:

Persons or party alleged to have breached the shooting or equipment rule(s) (the Protestee):

Has the Protestor advised the Protestee of the alleged breach? Yes/No Description of the alleged breach as witnessed by the Protestor:

Witnesses to the alleged breach (if any):

Signed by the Protestor _____

Signed as received by the Protest Committee Chairman or Representative at _____
date _____ time _____

Protest Committee Chairman or nominated Representative

FIELD ARCHERY ASSOCIATION OF INDIA

PROTEST COMMITTEE FINDINGS AND DECISION

Members of the Protest Committee:

Protest was delivered in time. Yes/No

The following findings and the decision are to be advised to the Protestor and the Protestee.

Facts found:

FAAI shooting, equipment or sanctioned event rule(s) considered applicable:

Decision of Protest Committee:

Signatures of Protest Committee:

Chairman:

Member:

Member:

When completed, this form is to be returned to the Honorary Secretary of IFAA. If requested, a copy may be sent to the Protestor and the Protestee.